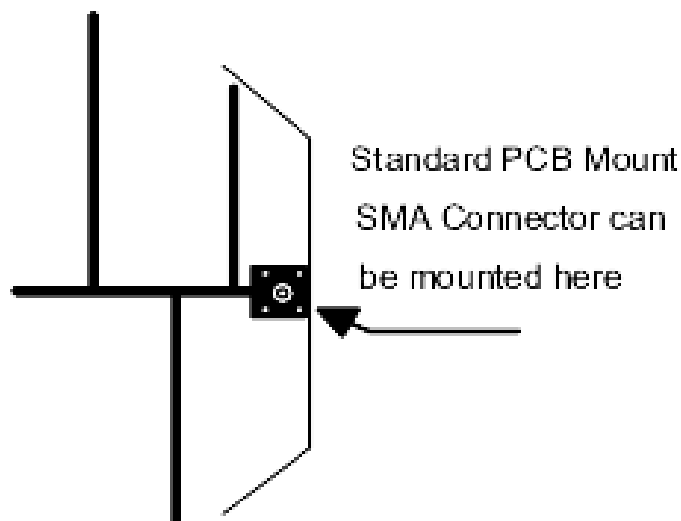
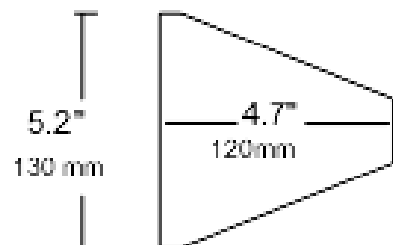
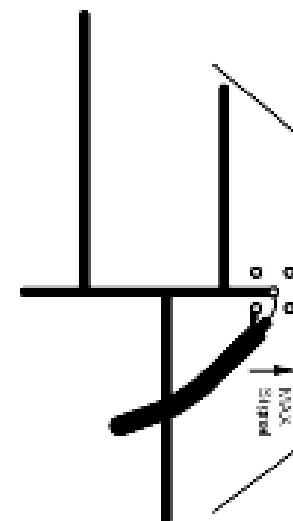


900-2600 MHz PCB Log Periodic WA5VJB



Coax can be directly
Soldered to the LP



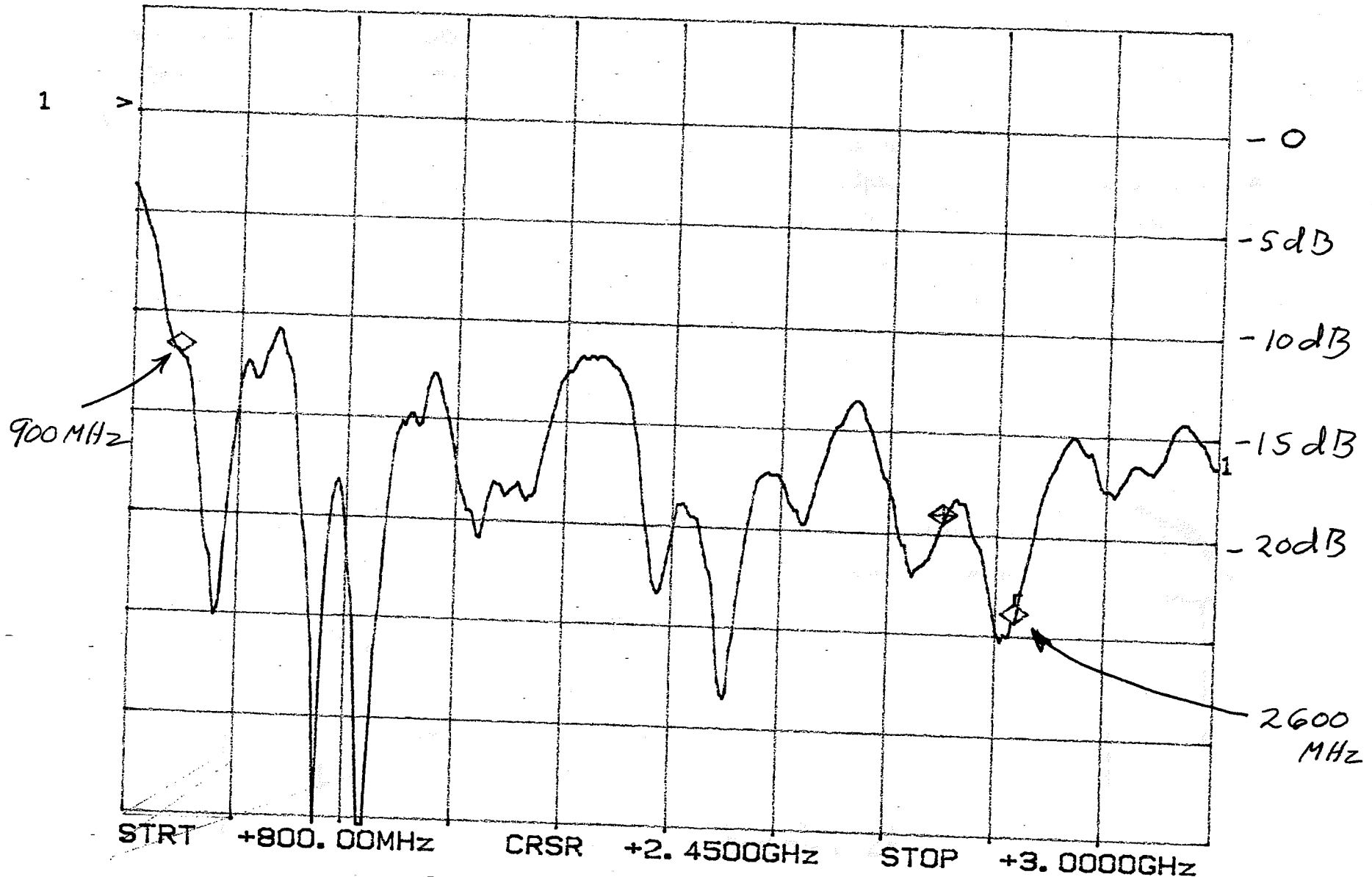
Notes: Coax should be routed along the "Boom"
or at 90 deg to the antenna.
Mounting holes can be drilled through the
Fiberglas between elements near the back of
of the antenna.

Typical Antenna Factors

MHz			
900	26.3	1800	29.3
1000	24.2	2000	30.2
1200	25.8	2400	32.0
1500	27.7	2600	32.4

Title		PCB-LP Antenna	
Size	Number	Rev	
B	NTMS	A	
Date: 2-22-06		Drawn by: KEB	
File Name: LBDATA.pcb		Sheet 1 of 1	

CH1: A -M - 19.19 dB
5.0 dB/ REF - .00 dB



900-2600 MHz SAA L-Band LP